

A14A, A14F, A14U

STANDARD RECOVERY RECTIFIERS

FEATURES

- Available as "HR" (high reliability) screened per MIL-PRF-19500, JANTX level. Add "HR" suffix to base part number.
- Available as non-RoHS (Sn/Pb plating), standard, and as RoHS by adding "-PBF" suffix.

MAXIMUM RATINGS

Parameter	Symbol	A14U	A14F	A14A	Unit
Repetitive peak reverse voltage	V_{RRM}	25	50	100	V
DC voltage	V_R	25	50	100	V
Average forward current 100°C ambient 25°C	I_F		1.0 2.5		A
Non-repetitive peak surge current (0.0083 sec., half sine wave) Full load No load	I_{FSM}	30 45	50 65	50 65	A
Non-repetitive peak surge current (0.001 sec., half sine wave) Full load No load	I_{FSM}	70 80	90 100	90 100	A
RMS for fusing (0.001 to 0.01 sec)	I^2t	2.0	4.0	4.0	A ² s
Junction operating and storage temperature range	T_J, T_{stg}	-65 to +175			°C

ELECTRICAL CHARACTERISTICS ($T_C = 25^\circ\text{C}$)

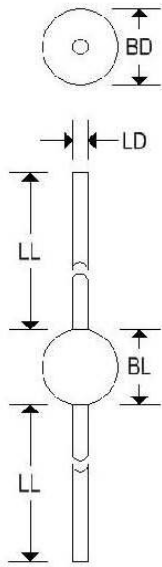
Parameter	Symbol	A14U	A14F	A14A	Unit
Maximum forward voltage drop (2.5A, $T_J = 25^\circ\text{C}$)	V_F	1.25			V
Maximum reverse current at rated V_R ($T_J = 25^\circ\text{C}$) ($T_J = 175^\circ\text{C}$)	I_R	10 500	5.0 300	5.0 300	μA
Typical reverse current ($T_J = 25^\circ\text{C}$) ($T_J = 100^\circ\text{C}$)		0.3 20			μA
Typical reverse recovery time		3			μsec
Maximum reverse recovery time		6			μsec

A14A, A14F, A14U

STANDARD RECOVERY RECTIFIERS

MECHANICAL CHARACTERISTICS

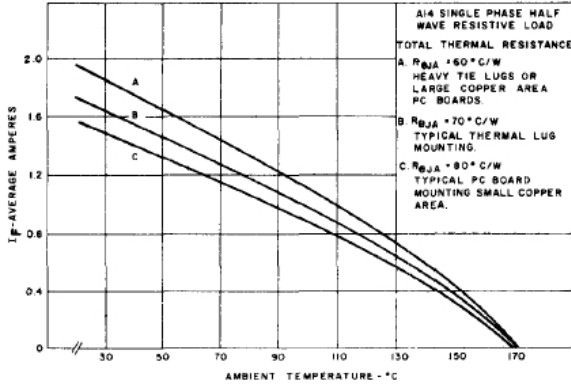
Case	SOD-57, sintered glass
Marking	Body painted, alpha numeric
Polarity	Cathode band



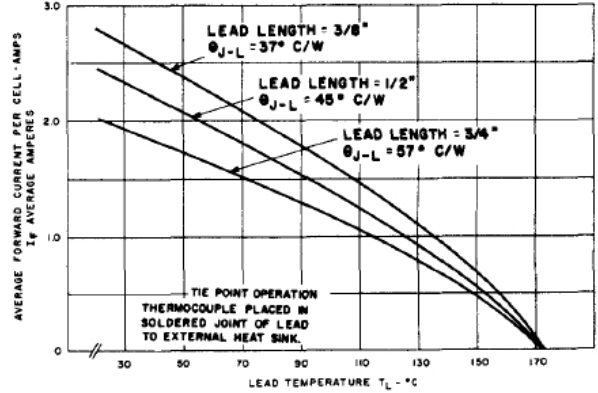
	SOD-57			
	Inches		Millimeters	
	Min	Max	Min	Max
BD	-	0.142	-	3.600
BL	-	0.157	-	4.000
LD	-	0.032	-	0.820
LL	1.024	-	26.000	-

A14A, A14F, A14U

STANDARD RECOVERY RECTIFIERS

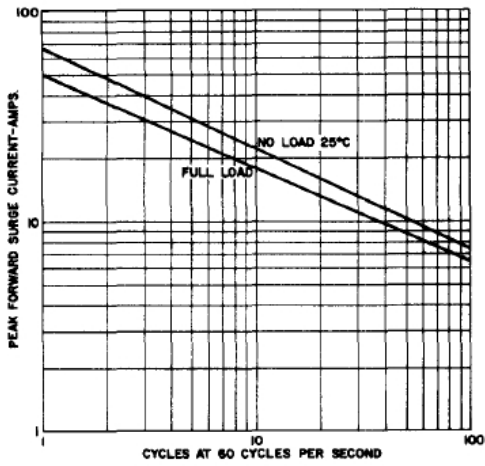


AMBIENT OPERATION
(SEE TYPICAL MOUNTING BELOW)

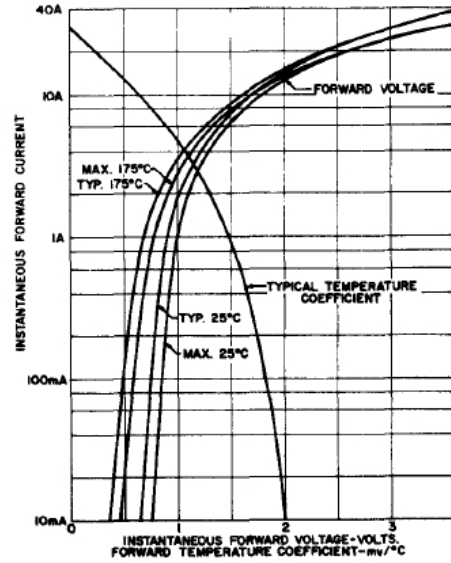


TIE POINT OPERATION

TYPICAL CHARACTERISTICS



MAXIMUM NON-REPETITIVE MULTICYCLE FORWARD SURGE CURRENT



FORWARD CHARACTERISTICS