



High-reliability discrete products
and engineering services since 1977

UT2005-UT2060, UT3005-UT3060, UT4005-UT4060

STANDARD RECOVERY RECTIFIERS

FEATURES

- Available as "HR" (high reliability) screened per MIL-PRF-19500, JANTX level. Add "HR" suffix to base part number.
- Available as non-RoHS (Sn/Pb plating), standard, and as RoHS by adding "-PBF" suffix.

MAXIMUM RATINGS

| Peak inverse voltage | 2 Amp Series | 3 Amp Series | 4 Amp Series |
|----------------------|--------------|--------------|--------------|
| 50V | UT2005 | UT3005 | UT4005 |
| 100V | UT2010 | UT3010 | UT4010 |
| 200V | UT2020 | UT3020 | UT4020 |
| 400V | UT2040 | UT3040 | UT4040 |
| 600V | UT2060 | UT3060 | UT4060 |

| Rating | 2 Amp Series | 3 Amp Series | 4 Amp Series |
|------------------------------------------------------------------------------------------------|----------------|--------------|--------------|
| Maximum average DC output current @ $T_A = 25^\circ\text{C}$ @ $T_A = 100^\circ\text{C}$ | 2.0A 1.0A | 3.0A 1.5A | 4.0A 2.0A |
| Non repetitive sinusoidal, Surge current (8.3ms) | 60A | 80A | 100A |
| Operating temperature range | -195° to 175°C | | |
| Storage temperature range | -195° to 200°C | | |

ELECTRICAL CHARACTERISTICS ($T_A = 25^\circ\text{C}$ unless otherwise specified)

| Part number | Peak inverse voltage | Maximum forward voltage drop | | Maximum leakage current at peak inverse voltage | |
|-------------|----------------------|------------------------------|------|-------------------------------------------------|-------|
| | | | | 25°C | 100°C |
| | Volts | Volts | Amps | µA | µA |
| UT4005 | 50 | 1 | 3 | 5 | 100 |
| UT4010 | 100 | 1 | 3 | 5 | 100 |
| UT4020 | 200 | 1 | 3 | 5 | 100 |
| UT4040 | 400 | 1 | 3 | 5 | 100 |
| UT4060 | 600 | 1 | 3 | 5 | 100 |
| UT3005 | 50 | 1 | 2 | 5 | 100 |
| UT3010 | 100 | 1 | 2 | 5 | 100 |
| UT3020 | 200 | 1 | 2 | 5 | 100 |
| UT3040 | 400 | 1 | 2 | 5 | 100 |
| UT3060 | 600 | 1 | 2 | 5 | 100 |
| UT2005 | 50 | 1 | 1 | 5 | 100 |
| UT2010 | 100 | 1 | 1 | 5 | 100 |
| UT2020 | 200 | 1 | 1 | 5 | 100 |
| UT2040 | 400 | 1 | 1 | 5 | 100 |
| UT2060 | 600 | 1 | 1 | 5 | 100 |



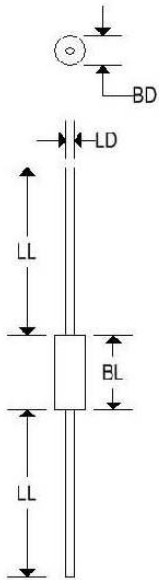
High-reliability discrete products
and engineering services since 1977

UT2005-UT2060, UT3005-UT3060, UT4005-UT4060

STANDARD RECOVERY RECTIFIERS

MECHANICAL CHARACTERISTICS

| | |
|-----------------|-----------------------------|
| Case | Digi W |
| Marking | Body painted, alpha-numeric |
| Polarity | Cathode band |



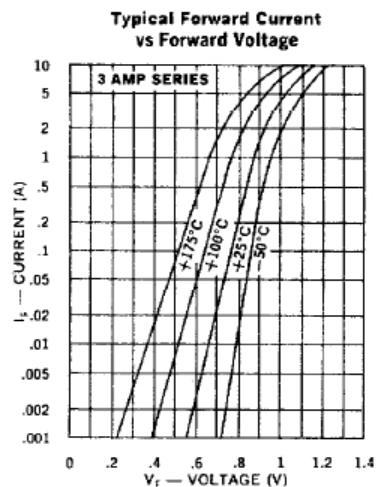
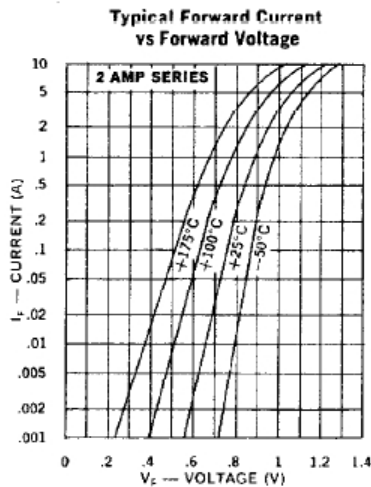
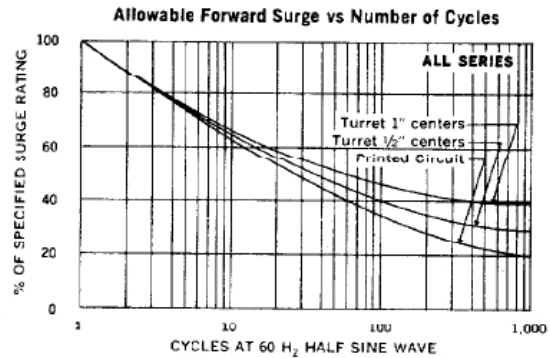
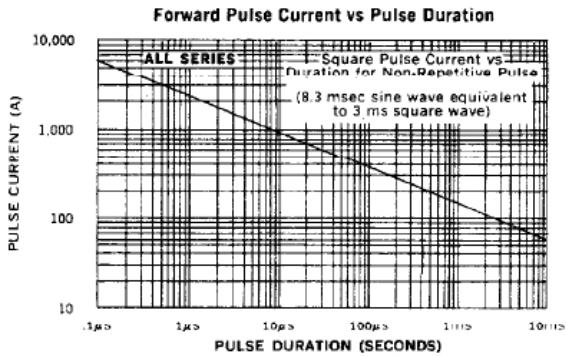
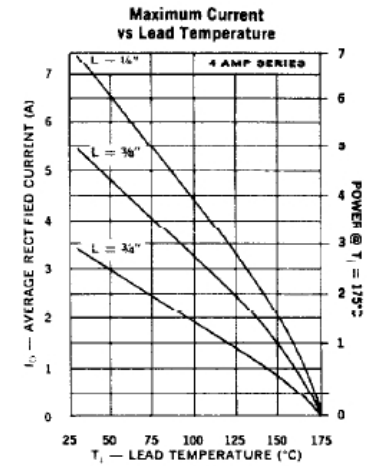
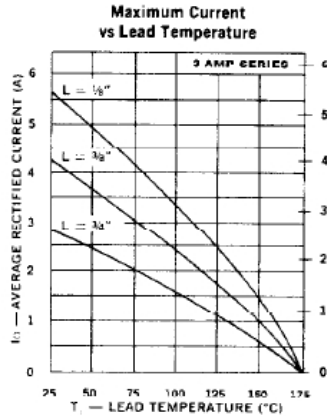
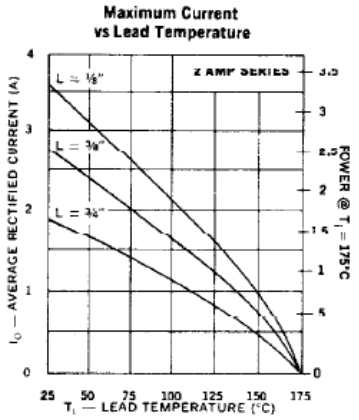
| | Digi W | | | |
|----|--------|-------|-------------|-------|
| | Inches | | Millimeters | |
| | Min | Max | Min | Max |
| BD | 0.065 | 0.145 | 1.651 | 3.683 |
| BL | 0.145 | 0.300 | 3.683 | 7.620 |
| LD | 0.038 | 0.042 | 0.965 | 1.067 |
| LL | 0.975 | - | 24.765 | - |



High-reliability discrete products
and engineering services since 1977

UT2005-UT2060, UT3005-UT3060, UT4005-UT4060

STANDARD RECOVERY RECTIFIERS



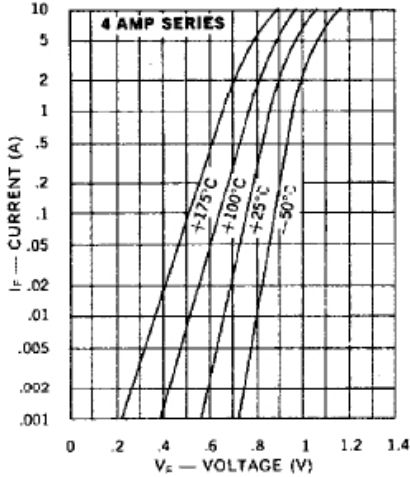


High-reliability discrete products
and engineering services since 1977

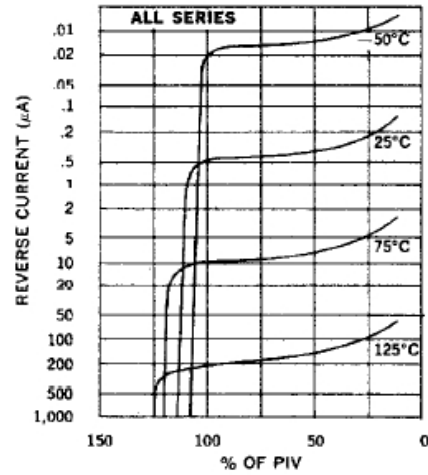
UT2005-UT2060, UT3005-UT3060, UT4005-UT4060

STANDARD RECOVERY RECTIFIERS

Typical Forward Current vs Forward Voltage



Typical Reverse Current vs PIV



Reverse Pulse Power vs Pulse Duration

