

1N4245-1N4249

1 AMP STANDARD RECOVERY RECTIFIERS

FEATURES

- Available as "HR" (high reliability) screened per MIL-PRF-19500, JANTX level. Add "HR" suffix to base part number.
- Available as non-RoHS (Sn/Pb plating), standard, and as RoHS by adding "-PBF" suffix.

MAXIMUM RATINGS

Operating Temperature	-65° to +175°C
Storage Temperature	-65° to +200°C
Power Dissipation	1 Amp/ no heat sink @ +55°C

ELECTRICAL CHARACTERISTICS (T_A = 25°C unless otherwise specified)

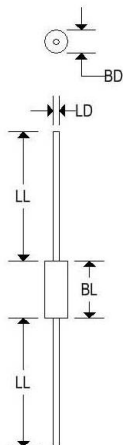
Type	Peak Inverse Voltage (Min.) PIV	Breakdown Voltage (Min.) B _V @ 100μA	Average Rectified Current I _o		Forward Voltage (Max.) V _F @ 3A	Reverse Current (Max.) I _R @ PIV		Surge Current (Max.) Note 1 I _{F(surge)}	Reverse Recovery (Max.) Note 2 trr
	Volts	Volts	Amps		Volts	μA		Amps	μsec
			100°C	150°C		25°C	150°C		
1N4245	200	240	1.00	.333	1.3	1.0	150	25	5.0
1N4246	400	480	1.00	.333	1.3	1.0	150	25	5.0
1N4247	600	720	1.00	.333	1.3	1.0	150	25	5.0
1N4248	800	960	1.00	.333	1.3	1.0	150	25	5.0
1N4249	1000	1150	1.00	.333	1.3	1.0	150	25	5.0

Note 1: T_A = 100°, f = 60 Hz, I_o = 1A, 10-8msec, surges @ 1/minute

Note 2: I_F = 0.5A, I_{Rm} = 1A, I_{R(REC)} = .250A

MECHANICAL CHARACTERISTICS

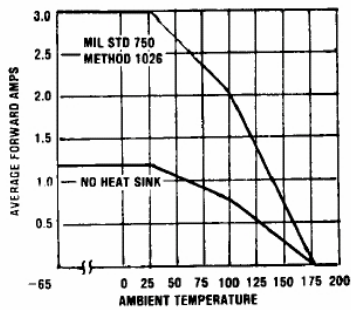
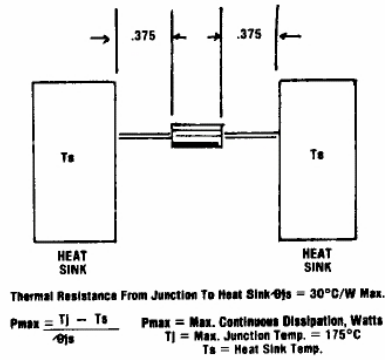
Case:	Digi A
Marking:	Body Painted, Alpha-Numeric
Polarity:	Cathode Band



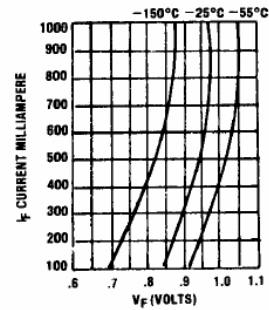
	Digi A			
	Inches		Millimeters	
	Min	Max	Min	Max
BD	-	0.095	-	2.413
BL	-	0.180	-	4.572
LD	0.028	0.032	0.711	0.813
LL	0.700	-	17.800	-

1N4245-1N4249

1 AMP STANDARD RECOVERY RECTIFIERS



MAXIMUM FORWARD CURRENT
VS AMBIENT TEMPERATURE



TYPICAL FORWARD
CONDUCTANCE CURVE